

## Du trenger:

- SKARP SAKS
- LIM
- TEIP
- TÅLMODIGHET
- SNOR
- TREPERLE
- EGG

Klipp & Lim

PAPIR-

# PÅSKEBALLONG





✂ ..... PÅSKEAKTIVITETER ..... ✂

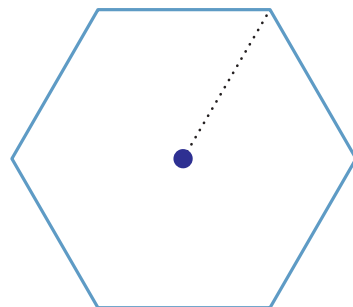
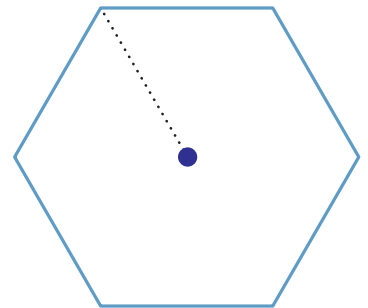


## Monteringsanvisning:

- Klipp ut alle bitene
- Brett alle fliker.
- Lim bitene sammen
- Se fremgangsmåte på [www.apestreker.no](http://www.apestreker.no)











God Påske

